
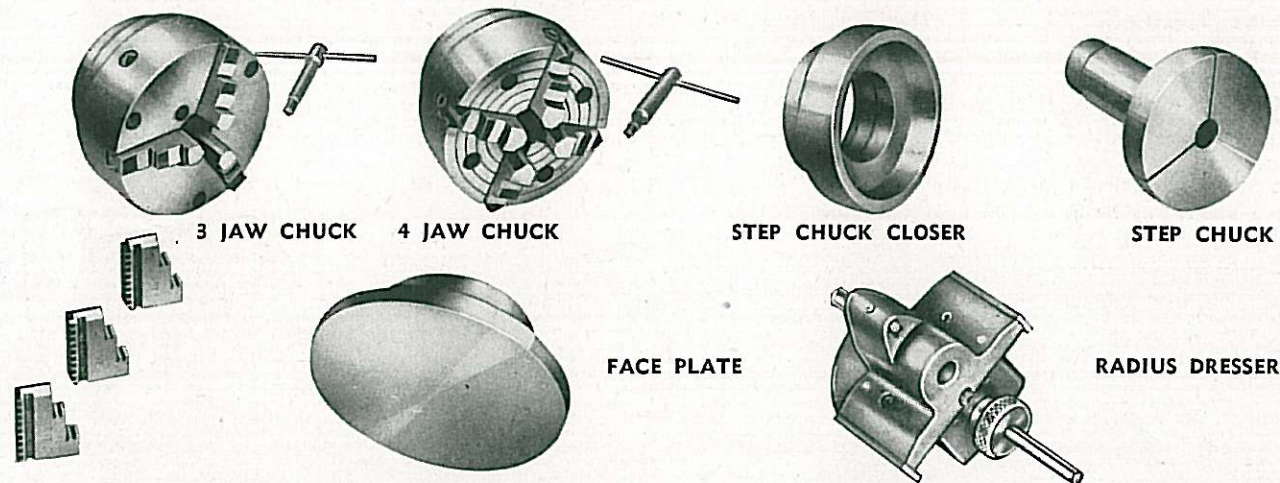


EG-103 SHOWING HEADS SWIVELED WITH QUICK COLLET CLOSING ATTACHMENT AND RADIUS DRESSER



IG-103 SHOWING WORK-HEAD SWIVELED WITH CHUCK AND QUILL IN SPINDLE

**VARIOUS ACCESSORIES FOR EG - 103 AND IG - 103 MACHINES**



3 JAW CHUCK

4 JAW CHUCK


STEP CHUCK CLOSER

STEP CHUCK

FACE PLATE


RADIUS DRESSER

**QUILLS FOR NO. 15 INTERNAL SPINDLE  
15,000 R.P.M.**




Q21	3/8" Dia. x 2"	Extension x 3/16" Screw
Q22	1/2" Dia. x 2"	Extension x 1/4" Screw
Q23	5/8" Dia. x 1"	Extension x 3/8" Screw
Q24	5/8" Dia. x 2"	Extension x 3/8" Screw
Q25	5/8" Dia. x 3"	Extension x 3/8" Screw
Q26	3/4" Dia. x 1 1/4"	Extension x 3/8" Screw
Q27	3/4" Dia. x 3 1/4"	Extension x 3/8" Screw
Q28	3/4" Dia. x 4"	Extension x 3/8" Screw

**QUILLS FOR NO. 32 INTERNAL SPINDLE  
32,000 R.P.M.**



Q1	1/4" Dia. x 1 1/2"	Extension x 1/8" Screw
Q2	1/4" Dia. x 1 1/2"	Extension x 1/8" Screw
Q3	5/16" Dia. x 1 1/2"	Extension x 1/8" Screw
Q4	5/16" Dia. x 1 1/2"	Extension x 1/8" Screw
Q5	3/8" Dia. x 1"	Extension x 3/16" Screw
Q6	3/8" Dia. x 2"	Extension x 3/16" Screw
Q7	7/16" Dia. x 1"	Extension x 3/16" Screw
Q8	7/16" Dia. x 3"	Extension x 3/16" Screw

**WHEEL CHUCKS FOR  
NO. 32 SPINDLE ONLY**



Available in 1/8", 3/16", 1/4" Shank Size

DEAD-CENTER GRINDING ATTACHMENT FOR EXTERNAL MACHINES AVAILABLE  
ARNOLD CONTINUOUS GRINDING GAGES AVAILABLE FOR EG-103 MACHINES ONLY

**GRENBY**

**SERIES 103**




**INTERNAL  
AND  
EXTERNAL**

**GRINDING MACHINES**

**THE GRENBY MANUFACTURING CO.**

**PLAINVILLE, CONNECTICUT . . . U. S. A.**

# GRENBY Hydraulic GRINDERS



\* Internal Head For Converting To Internal Machine

## Specifications IG-103 INTERNAL GRINDER

### GRINDING CAPACITY

Internal Diameter .....  $\frac{1}{8}$  to 3"  
 Length Hole ..... 4"  
 Swing Over Table ..... 10"

### LONGITUDINAL TRAVEL

By Hand or Hydraulic ..... 10"  
 Hydraulic Speeds (Infinitely Variable) ..... 4"—100" per Minute

### CROSS TRAVEL

By Hand Wheel ..... 3"  
 Dial Graduation (On Work Diameter) ..... .0001  
 Power Cross Feed Per Table Stroke ..... .0001 to .0015

### WORKHEAD

3 Speeds ..... 224 — 475 — 600 R.P.M.  
 Collet Capacity No. 5C ..... 1" Maximum Diameter  
 Step Chuck Capacity ..... 3" Maximum Diameter  
 Face Plate ..... 5" — 6" or 8"  
 Multiple Jaw Chuck (Universal or Independent) 4"  
 Swivels Each Way From Center—Graduated ..... 30°

\* Not Standard—Furnished At Extra Cost.

† This Spindle May Be Furnished To Run At 25,000 R.P.M.

### AUXILIARY TABLE

Swivel (Each Way From Center) ..... 5°

### WHEEL HEAD

‡ Grenby Spindle No. 15 ..... 15,000 R.P.M.  
 † Grenby Spindle No. 32 ..... 32,000 R.P.M.  
 Swivels ..... 15°  
 Head May Be Moved Back On Slide ..... 2"

### COOLANT SYSTEM

Capacity ..... 12 Gallons

### § MOTORS

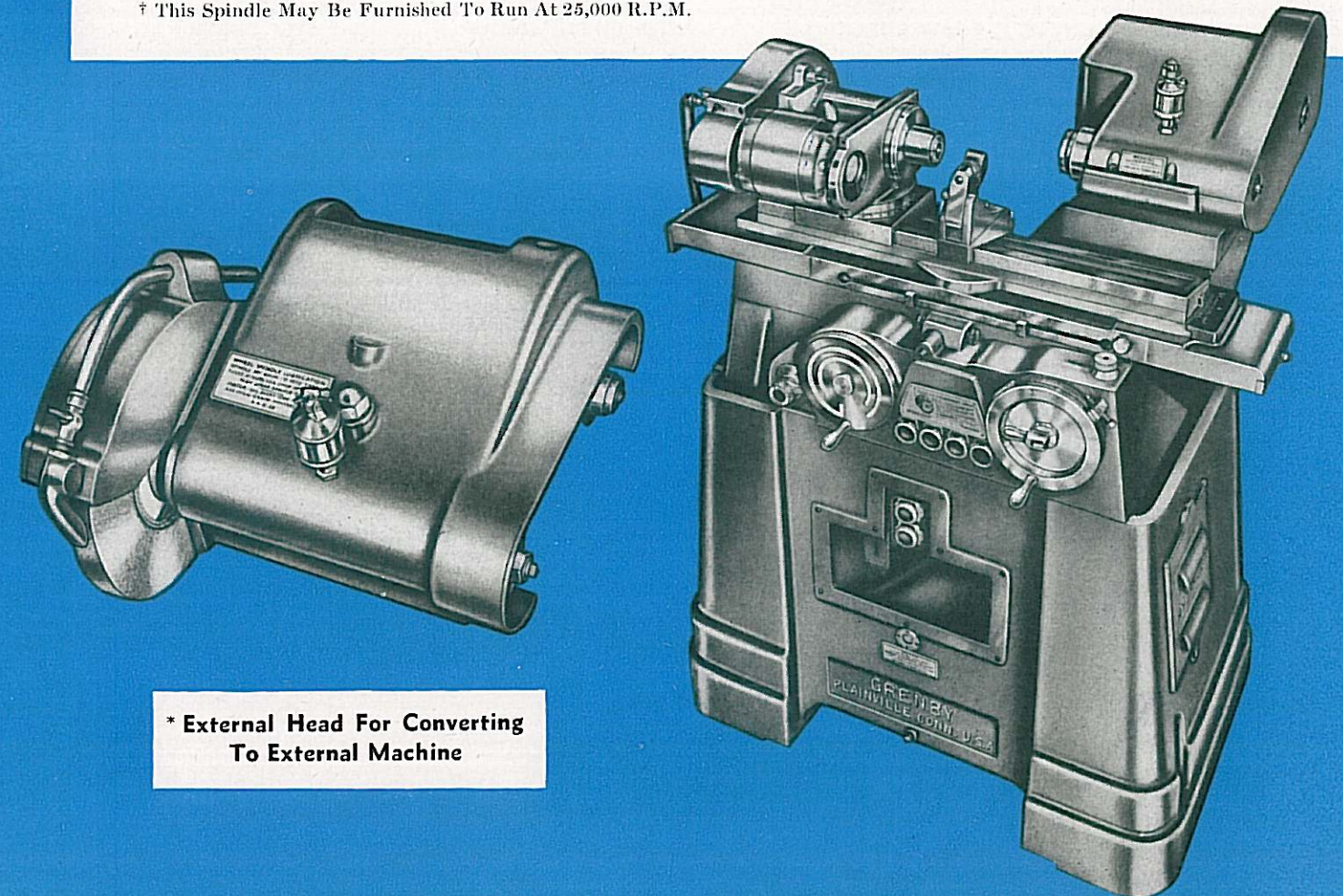
Wheel Head .....  $\frac{3}{4}$  HP—3450 R.P.M.  
 Work Head .....  $\frac{1}{8}$  HP—1725 R.P.M.  
 Hydraulic Pump .....  $\frac{1}{4}$  HP—1725 R.P.M.  
 3 Phase Transformers Available To Convert From 550V or 440V To Above 220V Equipment.

### FLOOR SPACE AND WEIGHT

45" Long, 25" Wide ..... 1600 lbs.

† This Spindle May Be Furnished To Run At 12,000 or 18,000 R.P.M.

§ Based On 220V — 60 Cycle — 3 Phase.



\* External Head For Converting To External Machine

## Specifications EG-103 EXTERNAL GRINDER

### GRINDING CAPACITY

Maximum Diameter ..... 3"  
 Between Centers ..... 10"  
 Swing Over Table ..... 10"

### LONGITUDINAL TRAVEL

By Hand or Hydraulic ..... 10"  
 Hydraulic Speeds (Infinitely Variable) ..... 4"—100" per Minute

### CROSS TRAVEL

By Hand Wheel ..... 3"  
 Dial Graduation (On Work Diameter) ..... .0001  
 Power Cross Feed Per Table Stroke ..... .0001 to .0015

### WORKHEAD

3 Speeds ..... 224 — 475 — 600 R.P.M.  
 Collet Capacity No. 5C ..... 1" Maximum Diameter  
 Step Chuck Capacity ..... 3" Maximum Diameter  
 Face Plate ..... 5" — 6" or 8"  
 Multiple Jaw Chuck (Universal or Independent) 4"  
 Swivels Each Way From Center—Graduated ..... 30°

### AUXILIARY TABLE

Swivel (Each Way From Center) ..... 5°

### WHEEL HEAD

Two Speeds By Step "V" Pulleys .....  $\begin{cases} 2320 \text{ R.P.M.} \\ 2880 \text{ R.P.M.} \end{cases}$   
 Swivels ..... 15°  
 Head May Be Moved Back On Slide ..... 2"

### COOLANT SYSTEM

Capacity ..... 12 Gallons

### § MOTORS

Wheel Head .....  $\frac{3}{4}$  HP—3450 R.P.M.  
 Work Head .....  $\frac{1}{8}$  HP—1725 R.P.M.  
 Hydraulic Pump .....  $\frac{1}{4}$  HP—1725 R.P.M.  
 3 Phase Transformers Available To Convert From 550V or 440V To Above 220V Equipment.

### FLOOR SPACE AND WEIGHT

45" Long, 25" Wide ..... 1600 lbs.

\* Not Standard—Furnished At Extra Cost.

§ Based On 220V — 60 Cycle — 3 Phase.

# GRENBY Hydraulic GRINDERS